

Winter Wildlife Tracking

Place

1. What type of environment are you in?

A. Grassland/Field

- i. no trees/shrubs
- ii. a few trees/shrubs
- iii. many trees/shrub

B. Wetland

- i. cattail marsh
- ii. hemlock swamp

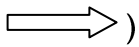
C. Forest

- i. coniferous
- ii. deciduous
- iii. mixed coniferous and deciduous


2. Is there open water in your environment?

Yes or no

Pattern

3. Identify the type of pattern created by this animal (direction of movement )

A. Bounder



C. Walker



B. Waddler




D. Hopper

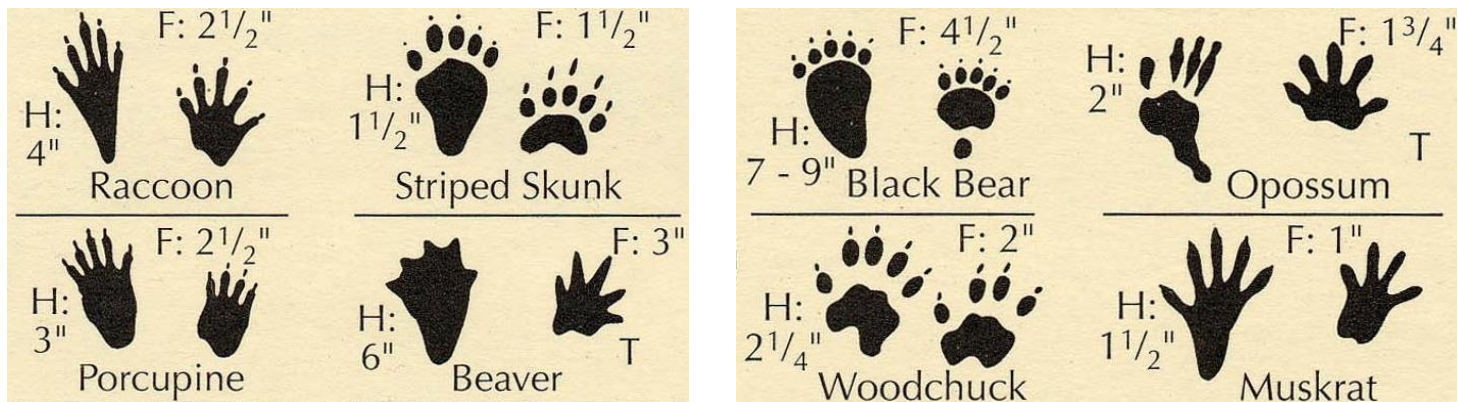


Print

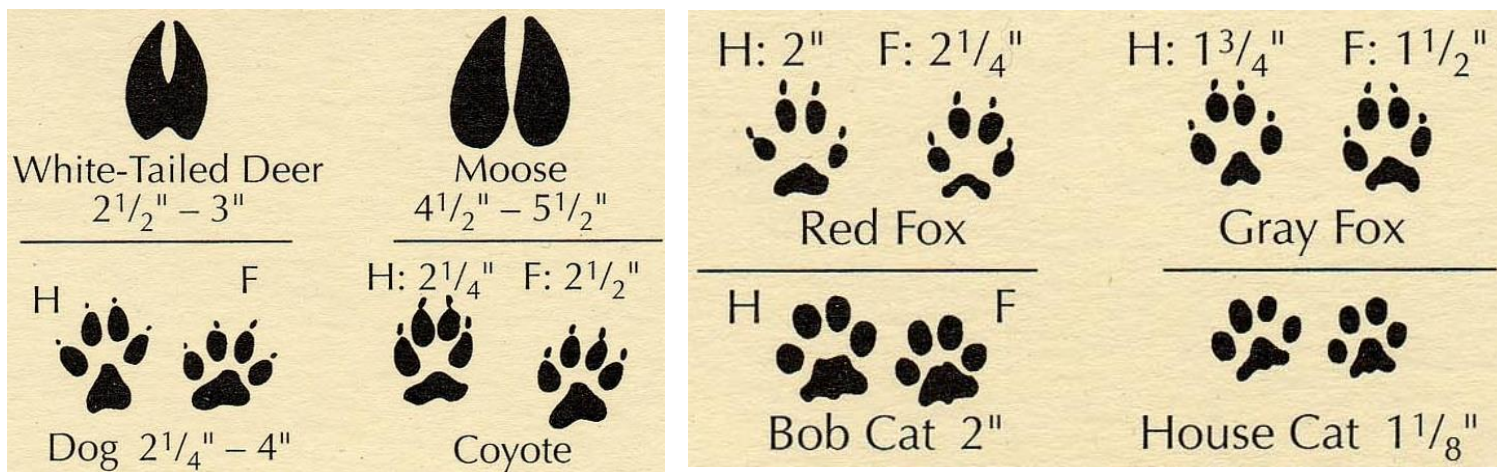
A. Bounder



B. Waddler



C. Walkers



D. Hoppers

